HYDRAULIC FILLER BREATHER - FB

BALL VALVE - BV

LIT xx SN — LEVEL TRANSMITTER

PIT xx SN — PRESSURE TRANSMITTER

MOTORISED PUMP

HAND OPERATED PUMP

Y-STRAINER / ST-01

CHECK VALVE - CV

NEEDLE VALVE - NV

FUSIBLE PLUG

HYDRAULIC PRESSURE REGULATOR - HR

SAFETY RELIEF VALVE - RV

HYDRAULIC DISCHARGE FILTER WITH CLOGGING INDICATOR - HF

TWO-WAYS MANIFOLD WITH PLUG

DOUBLE BLOCK & BLEED VALVE - DBB

LG xx SN — LEVEL GAUGE - LG

PG xx SN — PRESSURE GAUGE - PG

SNUBBER

N2 xxLtr — BLADDER ACCUMULATOR - ACC

N2 — DIAPHRAGM ACCUMULATOR

M — MAGNETIC CATCHER

FLAME ARRESTOR - FA

FRONT PANEL MOUNTED COMPONENT

BULKHEAD CONNECTION

HAND VALVE - NC

HYDRAULIC VALVE WITH SPRING AND PUSHBUTTON - NO

PILOT VALVE HYDRAULIC WITH PILOT SPRING - PV NC

HYDRAULIC VALVE WITH PILOT, SPRING AND MANUAL RESET - NC

SOLENOID VALVE WITH AUTO-RESET - SOV NC

SOLENOID VALVE WITH MANUAL OVERRIDE AND AUTO-RESET - NC

HYDRAULIC VALVE WITH PILOT, SPRING AND PULL/PUSH BUTTON - PB

INTERFACE VALVE - IV

THREE WAYS DIVERSION TYPE VALVE

FCV FLOW CONTROL VALVE

TUBE LEGENDS:

1/2"OD x 0.049"WT SS316
SUCTION SEAMLESS 3700 PSI / 255 BAR.

3/8"OD x 0.083"WT SS316
HP LINE SEAMLESS 7500 PSI / 517 BAR.

3/8"OD x 0.065"WT SS316
MP LINE SEAMLESS 6500 PSI / 488 BAR.

1/2"OD x 0.049"WT.
RETURN LINE SEAMLESS 3700 PSI / 255 BAR.

REV	DATE	REVISION	BY	CHECK	REVIEW ENGR	LEAD ENGR	ENG MGR
C	28-MAR-23	ISSUED FOR REVIEW					

SCALE | DRAWN | CHECKED

AVANCEON PRO: REF: F23-02-001
AVANCEON DWG:NO: AVPD-PID-2022-006

OIL&GAS | NSS LTD NEFTESTROISERVICE | AVANCEON

RZK-NSS-CMG-MAR-IRC-90008-00-A

ПРОЕКТ ОБУСТРОЙСТВА МЕСТОРОЖДЕНИЯ РОЖКОВСКОЕ

Изм.	Кол.уч	Лист	Док.	Подпись	Дата
РАЗРАБОТАЛ		-			
ПРОВЕРИЛ		-			
ПЕРЕВОДЧИК		-			
СПЕЦ ПО ДОК.		-			
ГИП		-			

ПЕРЕДАТОЧНАЯ СТАНЦИЯ ТЕХНОЛОГИЧЕСКИЕ СООРУЖЕНИЯ

Стадия	Лист	Листов
РП	2	

АНКЕРНЫЙ БЛОК НА УЧАСТКЕ 2600

Атырау

ROZHKOVSKOYE FIELD DEVELOPMENT PROJECT WELLHEAD CONTROL PANEL
Tag No: WHCP-U10, WHCP-U12, WHCP-U21, WHCP-U23, WHCP-U26, WHCP - 1NO SPARE.
PID – PROCESS INSTRUMENTATION DRAWINGS

JOB No.	DRAWING No.	REV.
1	RZK-NSS-AVN-PID-ENG-0002-01-C	C

ФАЙЛ / FILE | МАСШТАБ / SCALE 1:100 | ФОРМАТ / FORMAT A1

Inv. N original | Signature and date | Inst. of inv. N
Инв. N подл. | Подпись и дата | Взам. инв. N

ELECTRICAL COMPARTMENT

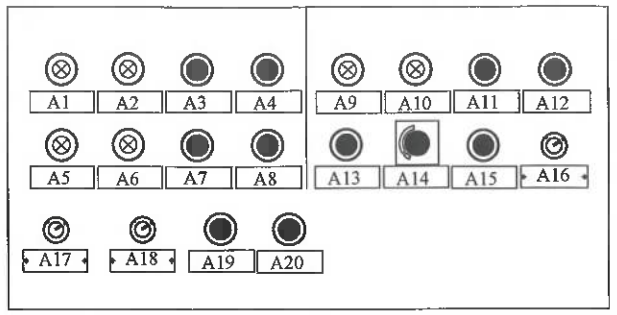

ICSS – SIGNAL
A1– SSSV OPEN STATUS GREEN INDICATION.
A2– SSSV CLOSE STATUS RED INDICATION.
A3– SSSV OPEN COMMAND GREEN PUSH BUTTON.
A4– SSSV CLOSE COMMAND RED PUSH BUTTON.
A5– WV OPEN STATUS GREEN INDICATION.

ICSS – SIGNAL
A6– WV CLOSE STATUS RED INDICATION.
A7– WV OPEN COMMAND GREEN PUSH BUTTON.
A8– WV CLOSE COMMAND RED PUSH BUTTON.
A9– MV OPEN STATUS GREEN INDICATION.
A10– MV CLOSE STATUS RED INDICATION.

ICSS – SIGNAL
A11– MV OPEN COMMAND GREEN PUSH BUTTON.
A12– MV CLOSE COMMAND RED PUSH BUTTON.
A13– LOW LEVEL RESERVOIR OIL STATUS RED INDICATION.
A14– WELL EMERGENCY SHUTDOWN PUSH BUTTON.
A15– COMMON FAULT WHCP.

ICSS – SIGNAL
A16– SELECTOR SWITCH AUTO/MANUAL SSSV
A17– SELECTOR SWITCH AUTO/MANUAL WV.
A18– SELECTOR SWITCH AUTO/MANUAL MV.
A19– WELL ESD STATUS INDICATOR RED LAMP.
A20– PRESSURE LOW LEVEL INDICATION ALARM FOR PUMP HEADER PRESSURE.

TUBE LEGENDS:

1/2"OD x 0.049"WT SS316
SUCTION SEAMLESS 3700 PSI / 255 BAR.

3/8"OD x 0.083"WT SS316
HP LINE SEAMLESS 7500 PSI / 517 BAR.

3/8"OD x 0.065"WT SS316
MP LINE SEAMLESS 6500 PSI / 488 BAR.

1/2"OD x 0.049"WT.
RETURN LINE SEAMLESS 3700 PSI / 255 BAR.

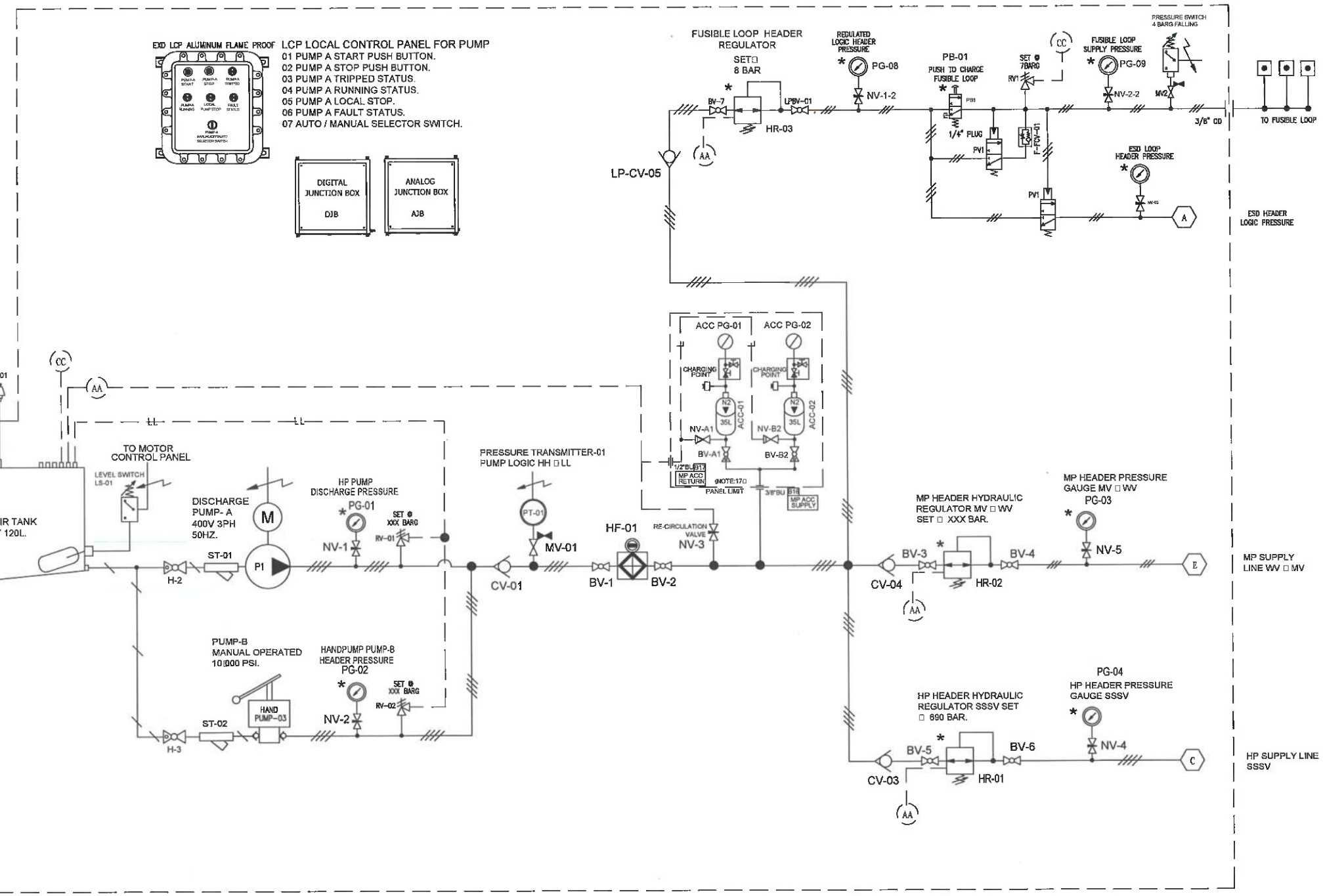

REV	DATE	REVISION	BY	CHECK	ENGINEER DATE	LEAD DATE	PM/C DATE
C	28-MAR-23	ISSUED FOR REVIEW					

SCALE | DRAWN | CHECKED

AVANCEON PRO: REF: F23–02–001
AVANCEON DWG:NO: AVPD–PID–2022–006

RZK-NSS-CMG-MAR-IRC-90008-00-A

ПРОЕКТ ОБУСТРОЙСТВА МЕСТОРОЖДЕНИЯ РОЖКОВСКОЕ

ПЕРЕДАТОЧНАЯ СТАНЦИЯ ТЕХНОЛОГИЧЕСКИЕ СООРУЖЕНИЯ | Стадия: РП | Лист: 2 | Листов:

АНКЕРНЫЙ БЛОК НА УЧАСТКЕ 2690 | Атырау

ROZHKOVSKOYE FIELD DEVELOPMENT PROJECT WELLHEAD CONTROL PANEL
Tag No: WHCP-U10, WHCP-U12, WHCP-U21, WHCP-U23, WHCP-U26, WHCP - 1NO SPARE.
PID – PROCESS INSTRUMENTATION DRAWINGS

JOB No.	DRAWING No.	REV.
1	RZK-NSS-AVN-PID-ENG-0002-01-C	C

ФАЙЛ / FILE | МАСШТАБ / SCALE: 1:10 | ФОРМАТ / FORMAT: A1

Inv. N original | Инв. N подл. | Signature and date | Подпись и дата | Inst. of inv. N | Взам. инв. N

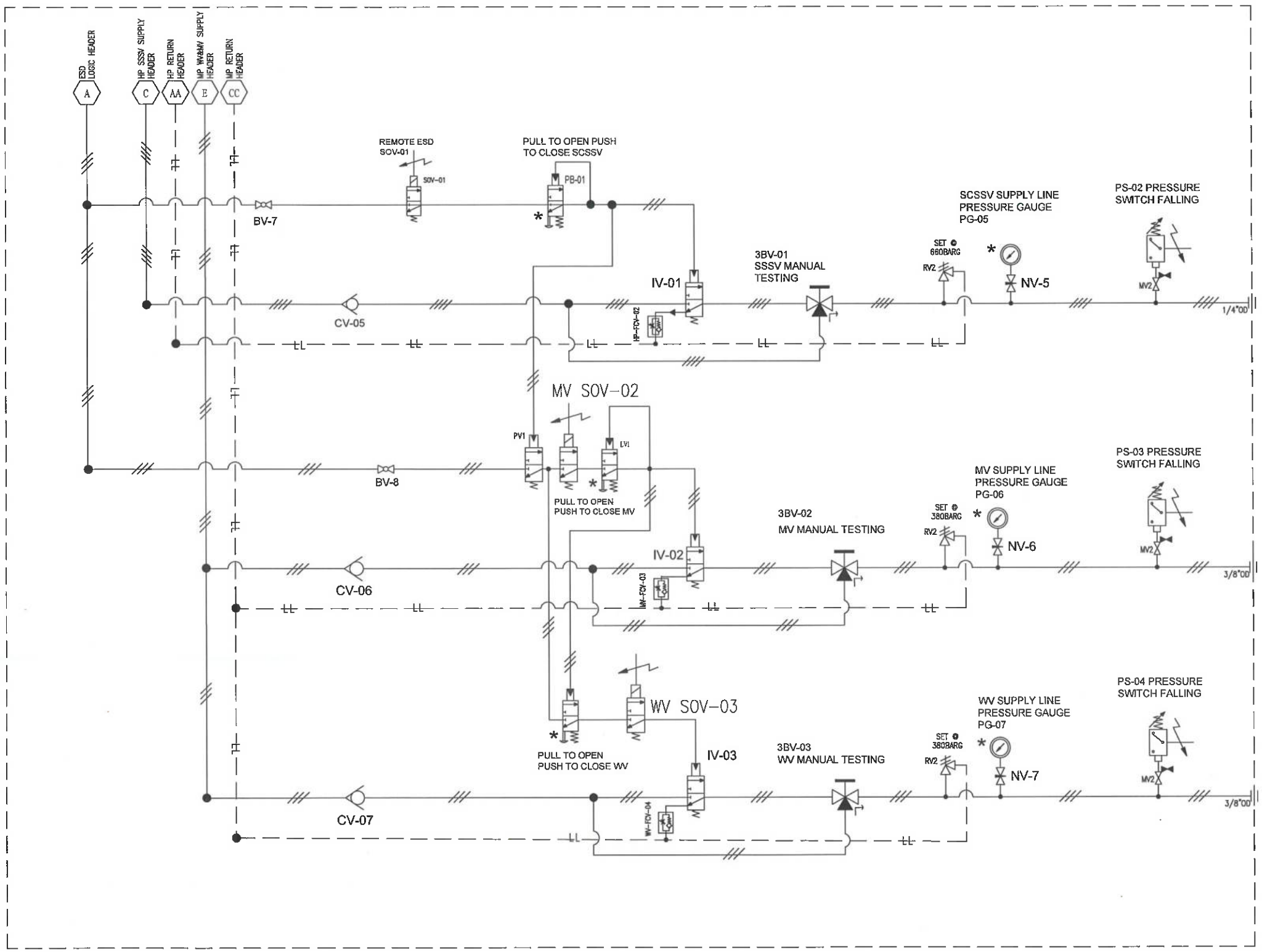

GENERAL NOTES: PID

1. ALL TUBING MATERIALS SS316L AS PER ASTM A261.
2. FIELD TUBING AND FITTINGS INCLUDED FOR SUPPLY & RETURN LINES BY OTHERS. (NOT BY AVANCEON SCOPE OF SUPPLY).
3. ALL THREADS SHALL BE SEALED WITH TEFLON PASTE.
4. * INDICATES ITEM TO BE MOUNTED ON THE PANEL FRONT SIDE
5. SAFE AREA RATED LOCAL CONTROL PANEL WILL BE MOUNTED OUTSIDE THE WHCP.
6. MIN AMBIENT OPERATION SHADE TEMP. -43 DEG C AND MAX +45 DEGREES C.
7. ALL SWITCHES AND PUMP MOTOR ARE OR SAFE AREA APPLICATION.
8. ALL ACCUMULATOR ARE FIXED OUTSIDE OF THE PANEL. AND TUBES SHALL BE TAKEN IN AND OUT BY USE OF BULKHEAD UNIONS.
9. WHCP TAG # WHCP U10, U12, U21, U23, U26 + SPARE U-XX.
10. NEEDLE VALVES PROVIDED FOR PRESSURE GAUGE AND SINGLE BLOCK AND BLEED FOR PRESSURE SWITCHES. BLEED CONNECTION SHALL BE PLUGGED.
11. FIELD TUBINGS ARE PROVIDED BY EPC-NOT IN VENDOR'S SCOPE OF SUPPLY.
12. PUMP DISCHARGE FILTER SHALL HAVE THE VISUAL INDICATOR FOR LOCAL MONITORING ONLY.
13. PUMP HEADER PRESSURE TRANSMITTER IS CONNECTED TO THE PLC FOR VALVE OPENING STATUS. THE LOW PRESSURE OF THESE TRANSMITTERS WILL CAUSE THE ESD TO TRIP.
14. ICSS/PLC NOT IN AVANCEON SCOPE

TUBE LEGENDS:

- 1/2"OD x 0.049"WT SS316 SUCTION SEAMLESS 3700 PSI / 255 BAR.
- 3/8"OD x 0.083"WT SS316 HP LINE SEAMLESS 7500 PSI / 517 BAR.
- 3/8"OD x 0.065"WT SS316 MP LINE SEAMLESS 6500 PSI / 488 BAR.
- 1/2"OD x 0.049"WT. RETURN LINE SEAMLESS 3700 PSI / 255 BAR.

REV	DATE	REVISION	BY	CHECK	REVIEW ENGR	LEAD ENGR	ENG MGR
C	28-MAR-23	ISSUED FOR REVIEW					

SCALE | DRAWN | CHECKED

AVANCEON PRO: REF: F23-02-001
AVANCEON DWG:NO: AVPD-PID-2022-006

NSS LTD NEFTESTROISERVICE

AVANCEON

RZK-NSS-CMG-MAR-IRC-90008-00-A

ПРОЕКТ ОБУСТРОЙСТВА МЕСТОРОЖДЕНИЯ РОЖКОВСКОЕ

ПЕРЕДАТОЧНАЯ СТАНЦИЯ ТЕХНОЛОГИЧЕСКИЕ СООРУЖЕНИЯ

АНКЕРНЫЙ БЛОК НА УЧАСТКЕ 2500

Стадия	Лист	Листов
РП	2	

Атырау

ROZHKOVSKOYE FIELD DEVELOPMENT PROJECT WELLHEAD CONTROL PANEL
Tag No: WHCP-U10, WHCP-U12, WHCP-U21, WHCP-U23, WHCP-U26, WHCP - 1NO SPARE.
PID – PROCESS INSTRUMENTATION DRAWINGS

JOB No.	DRAWING No.	REV.
1	RZK-NSS-AVN-PID-ENG-0002-01-C	C

ФАЙЛ / FILE | МАСШТАБ / SCALE 1:100 | ФОРМАТ / FORMAT A1

Inst. of inv. N | Взам. инв. N | Signature and date | Подпись и дата | Inv. N original | Инв. N подл.